

Statistics of Emerging Construction Technologies

1. Statistics of Requests on ECT Web site

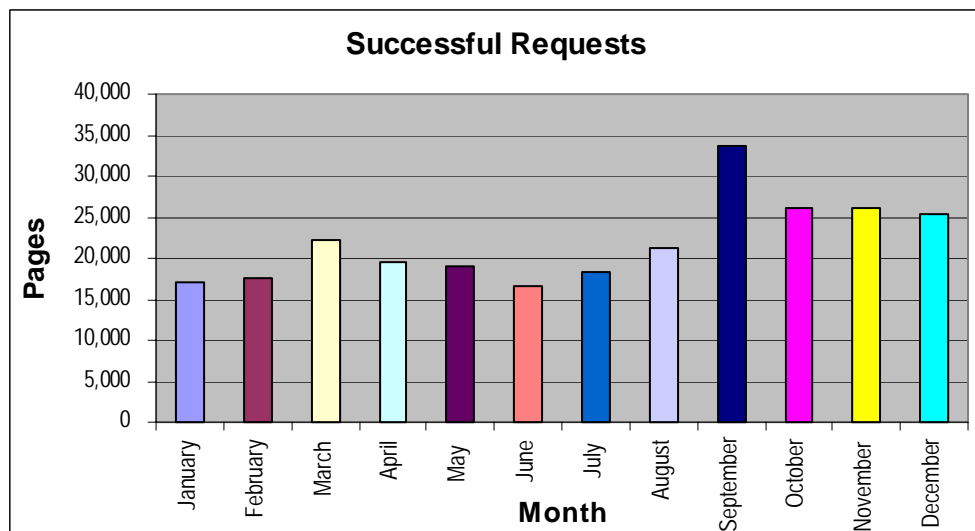
1.1 Statistics 2001

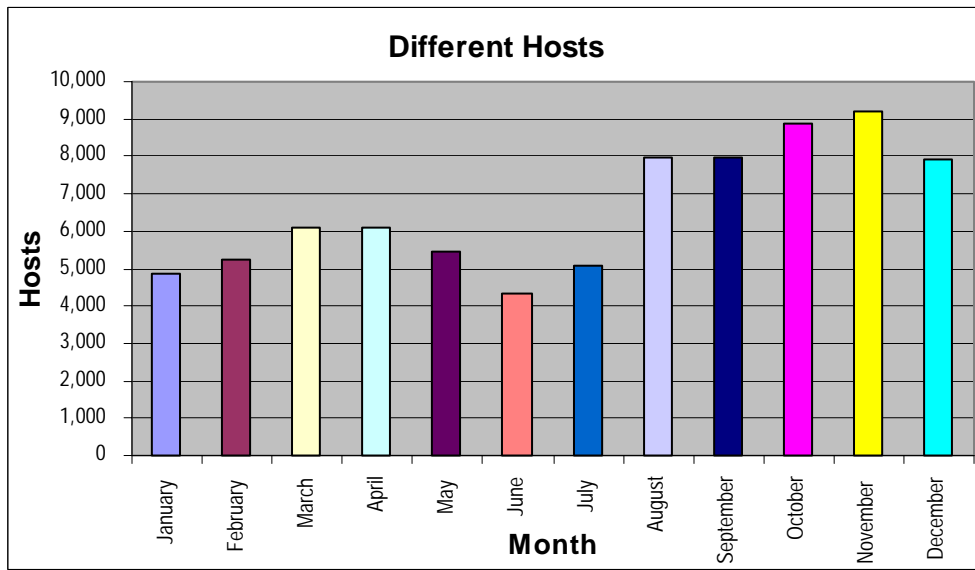
Jan - Dec 2001

Month	Successful Requests		Different Hosts		Request/Host
	Pages	Cumulative	Hosts	Cumulative	
January	17,148	17,148	4,863	4,863	3.53
February	17,670	34,818	5,235	10,098	3.38
March	22,310	57,128	6,070	16,168	3.68
April	19,560	76,688	6,120	22,288	3.20
May	18,950	95,638	5,461	27,749	3.47
June	16,686	112,324	4,342	32,091	3.84
July	18,374	130,698	5,066	37,157	3.63
August	21,229	151,927	7,959	45,116	2.67
September	33,757	185,684	7,954	53,070	4.24
October	26,074	211,758	8,858	61,928	2.94
November	26,036	237,794	9,205	71,133	2.83
December	25,421	263,215	7,903	79,036	3.22
Total	263,215		79,036		3.33
Average/Month	21,935		6,586		3.33
Average/Week	5,484		1,647		3.33
Average/Day	783		235		3.33

Successful Requests on Pages: The number of visiting on Web pages of ECT Web site

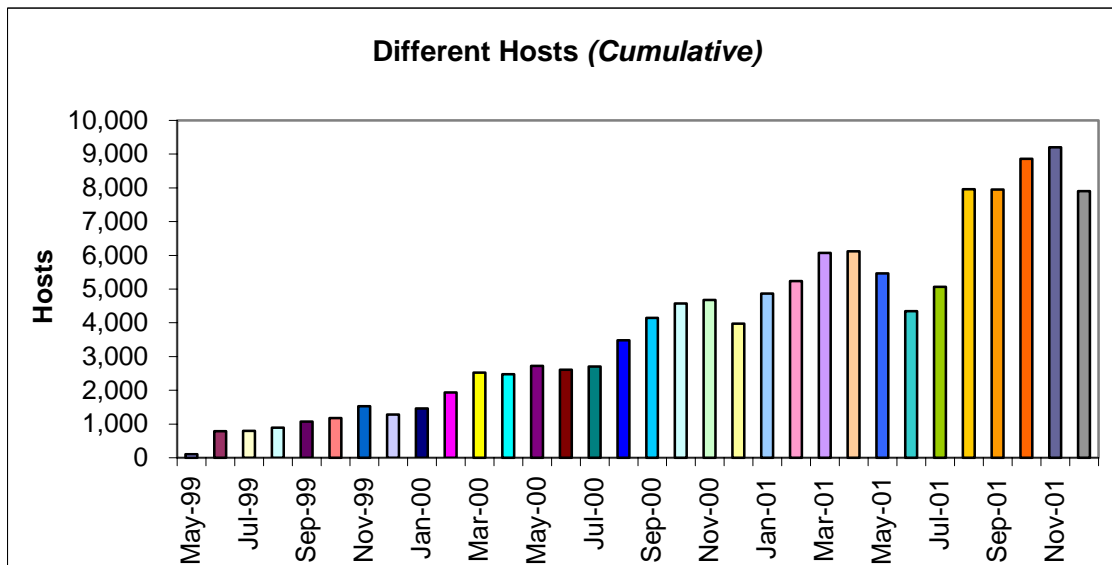
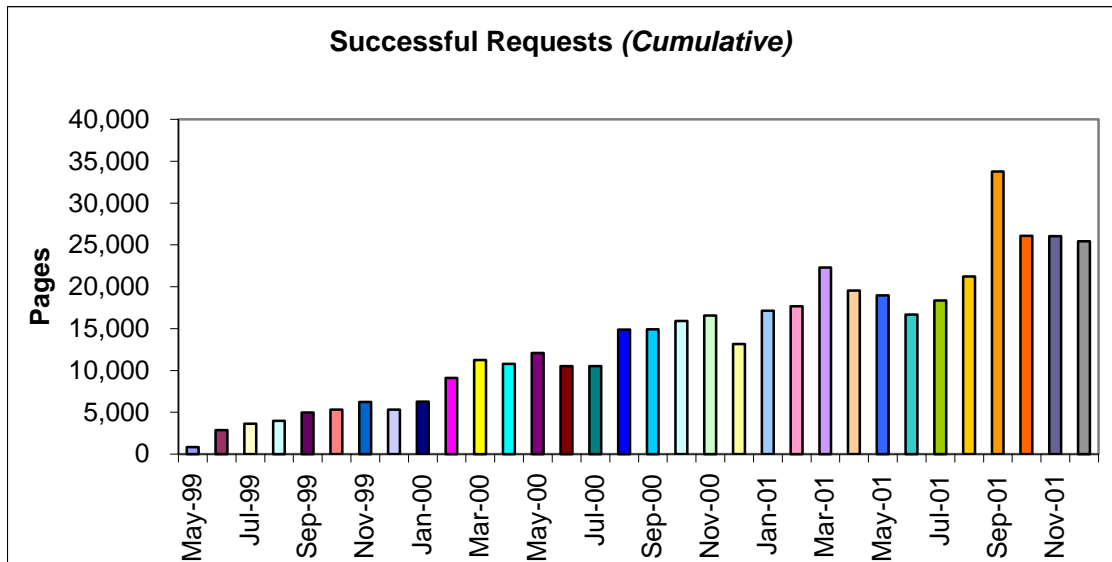
Different Hosts: The number of hosts from which the connection to ECT Web site was requested





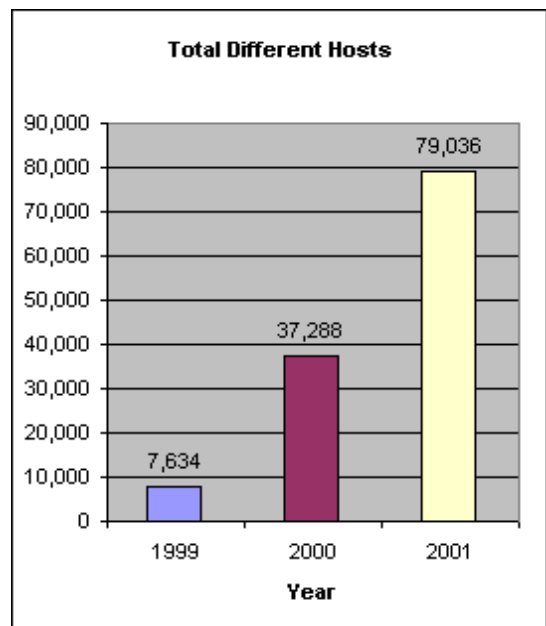
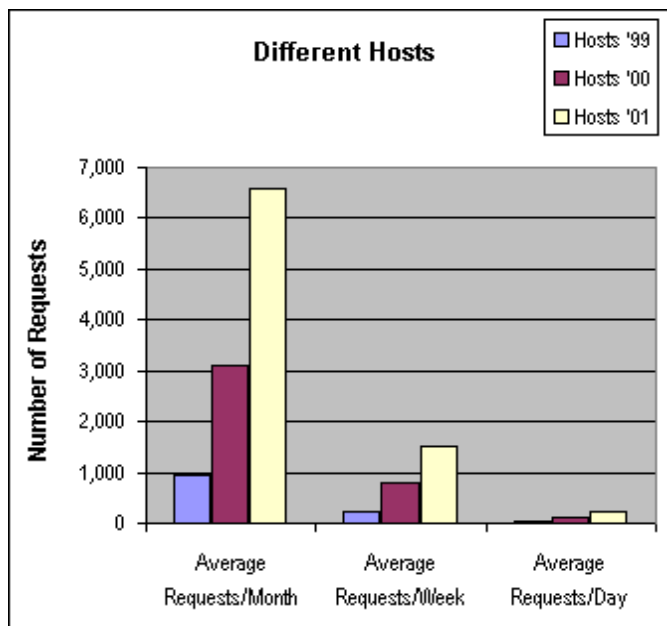
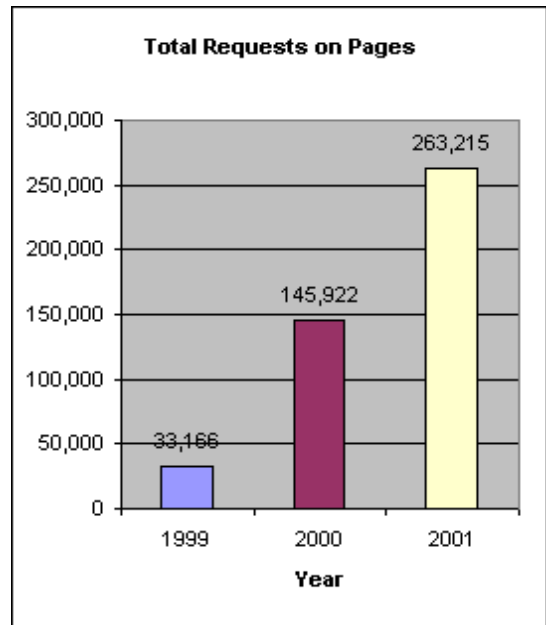
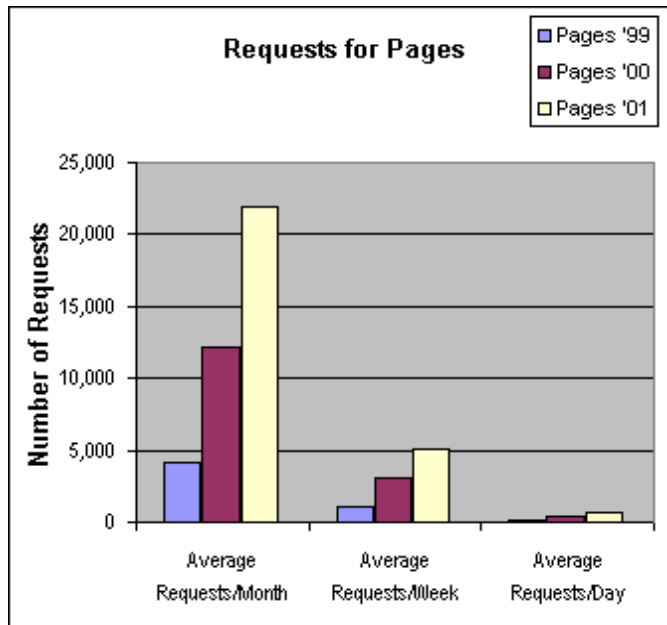
1.2 Cumulative Statistics as of December 2001

Month	Successful Requests		Different Hosts		Req/Host
	Pages	Cumulative	Hosts	Cumulative	
May-99	837	837	105	105	7.97
Jun-99	2,878	3,715	790	895	3.64
Jul-99	3,615	7,330	800	1,695	4.52
Aug-99	3,977	11,307	893	2,588	4.45
Sep-99	4,974	16,281	1,068	3,656	4.66
Oct-99	5,333	21,614	1,175	4,831	4.54
Nov-99	6,242	27,856	1,526	6,357	4.09
Dec-99	5,310	33,166	1,277	7,634	4.16
Jan-00	6,269	39,435	1,464	9,098	4.28
Feb-00	9,095	48,530	1,933	11,031	4.71
Mar-00	11,233	59,763	2,525	13,556	4.45
Apr-00	10,795	70,558	2,473	16,029	4.37
May-00	12,093	82,651	2,723	18,752	4.44
Jun-00	10,502	93,153	2,607	21,359	4.03
Jul-00	10,502	103,655	2,707	24,066	3.88
Aug-00	14,866	118,521	3,484	27,550	4.27
Sep-00	14,919	133,440	4,146	31,696	3.60
Oct-00	15,918	149,358	4,573	36,269	3.48
Nov-00	16,560	165,918	4,682	40,951	3.54
Dec-00	13,170	179,088	3,971	44,922	3.32
Jan-01	17,148	196,236	4,863	49,785	3.53
Feb-01	17,670	213,906	5,235	55,020	3.38
Mar-01	22,310	236,216	6,070	61,090	3.68
Apr-01	19,560	255,776	6,120	67,210	3.20
May-01	18,950	274,726	5,461	72,671	3.47
Jun-01	16,686	291,412	4,342	77,013	3.84
Jul-01	18,374	309,786	5,066	82,079	3.63
Aug-01	21,229	331,015	7,959	90,038	2.67
Sep-01	33,757	364,772	7,954	97,992	4.24
Oct-01	26,074	390,846	8,858	106,850	2.94
Nov-01	26,036	416,882	9,205	116,055	2.83
Dec-01	25,421	442,303	7,903	123,958	3.22
Total	442,303		123,958		3.57
Average/Month	13,748		3,874		3.55
Average/Week	3,437		968		3.55
Average/Day	491		138		3.55



1.3 Overall Statistics Data

	1999		2000		2001	
	Pages	Hosts	Pages	Hosts	Pages	Hosts
Total	33,166	7,634	145,922	37,288	263,215	79,036
Average Requests/Month	4,146	954	12,160	3,107	21,935	6,586
Average Requests/Week	1,037	239	3,040	777	5,062	1,520
Average Requests/Day	148	34	434	111	721	217

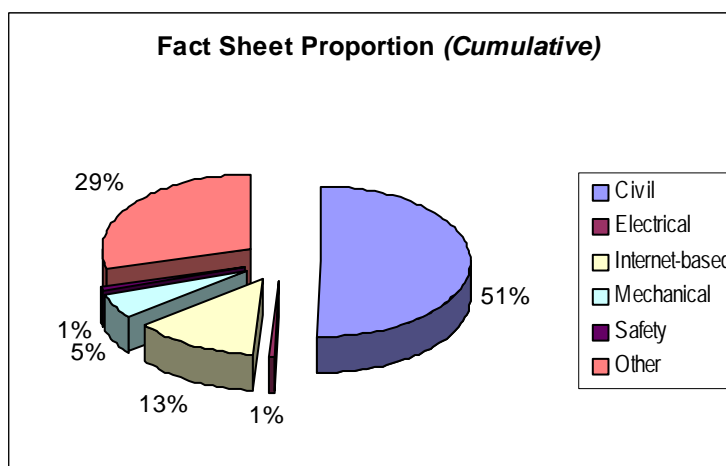
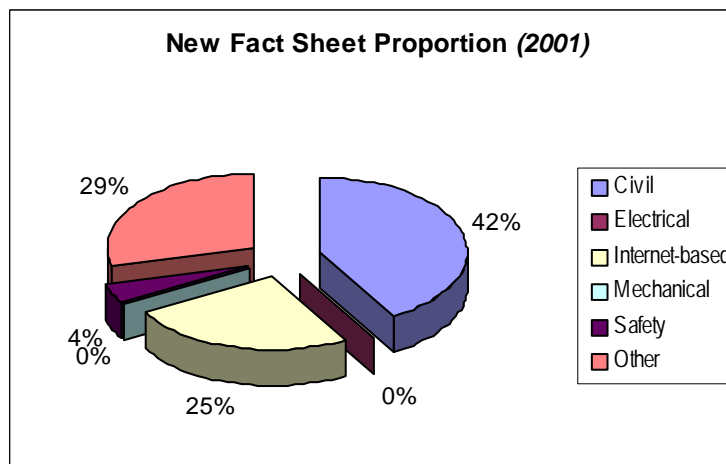


2. Statistics of Fact Sheet

2.1 Fact Sheet Proportion

Area	ECT Fact Sheet Update Notification			
	New Addition	Percentage	Total	Percentage
Civil	10	41.67%	83	50.61%
Electrical	0	0.00%	1	0.61%
Internet-based	6	25.00%	22	13.41%
Mechanical	0	0.00%	9	5.49%
Safety	1	4.17%	1	0.61%
Other	7	29.17%	48	29.27%
Total	24	100.00%	164	100.00%

New Addition: The number of fact sheets added during 2001



2.2 The List of New Fact Sheets

Number	Title	Date	Area
1	Akamai – Streaming	1/15/2001	Internet
2	Evoke – Web Conferencing	1/15/2001	Internet
3	Radio Frequency Identification Tag	1/15/2001	Other
4	Lumimark Safety Traffic Marking System	1/22/2001	Civil
5	Recycled Plastic Composition Railroad Ties	1/22/2001	Civil
6	Fiber Optic Sensor – Precast Monitoring System	2/12/2001	Other
7	Pavemend: Ceracrete Rapid Repair Products	2/12/2001	Civil
8	Friction Pendulum – Seismic Isolation Bearing	3/13/2001	Civil
9	Unpaved Road Stabilizer	3/13/2001	Civil
10	FRP Deck for Steel Truss Bridge Rehabilitation	4/12/2001	Civil
11	Stroboscope	4/12/2001	Other
12	Lean Project Delivery System	4/28/2001	Other
13	Electrochemical Chloride Extraction	5/16/2001	Civil
14	Galvashield™ Embedded Galvanic Anodes	5/16/2001	Civil
15	Dynamic Construction Visualizer	6/11/2001	Other
16	Steel Free Concrete Bridge Deck	6/11/2001	Civil
17	VirtualSTEP – 4D Simulation	7/10/2001	Other
18	Starband(SM) – Satellite Internet Service	7/10/2001	Internet
19	Bluetooth – Short-range Radio Technology	9/13/2001	Internet
20	BidExpress – Bidding with Digital Signatures	9/13/2001	Internet
21	3M Personal Air Monitoring Systems	11/27/2001	Safety
22	REALabor – Labor Management Software	12/3/2001	Other
23	Armstrong i-ceiling – Wireless Systems	12/10/2001	Civil
24	ISqFt AGC Network	12/17/2001	Internet

3. Subscription

Year		1998	1999	2000	2001	Total
New Subscribe		12	146	166	200	524
Unsubscribe				(15)	(17)	(32)
net		12	146	151	183	492
Cumulative		12	158	309	492	
Subscr. Rate	Per Week	0.23	2.81	2.90	3.52	9.46
	Per Month	1.00	12.17	12.58	15.25	41.00

